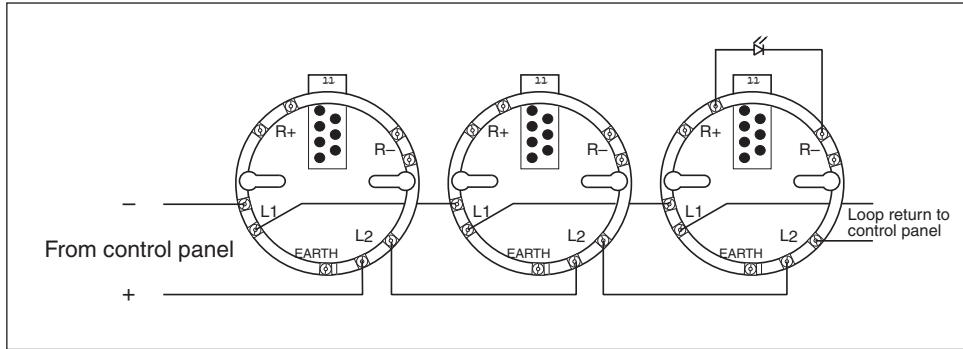
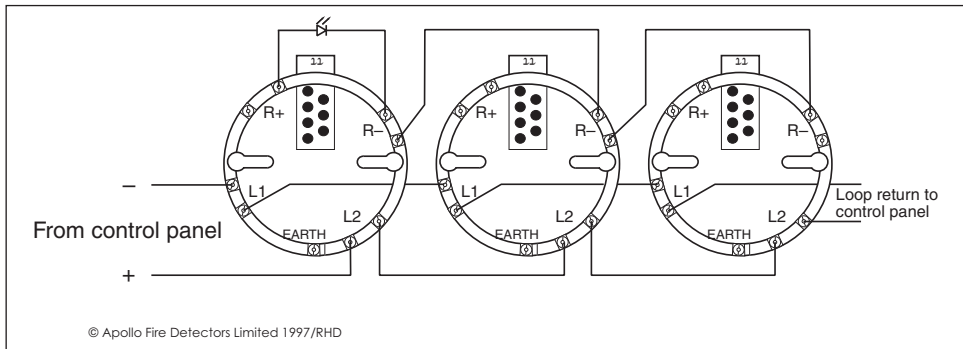




## XP95/Discovery Mounting Bases



Schematic Wiring Diagram - XP95/Discovery mounting base



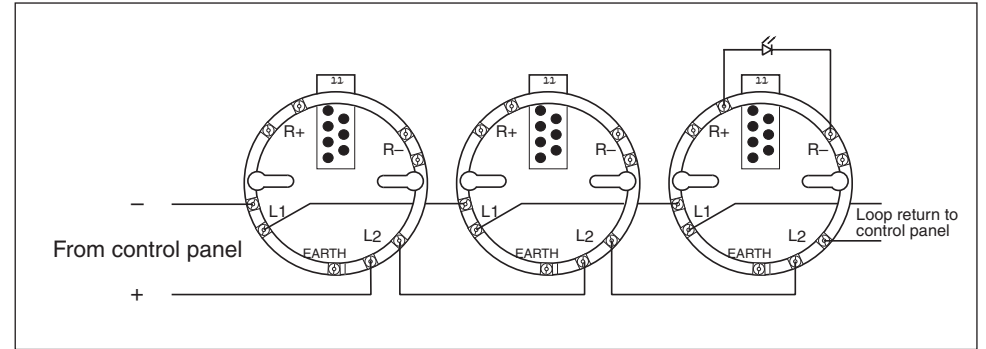
© Apollo Fire Detectors Limited 1997/RHD

Schematic Wiring Diagram of XP95/Discovery Detector Circuit with a Common Remote LED.

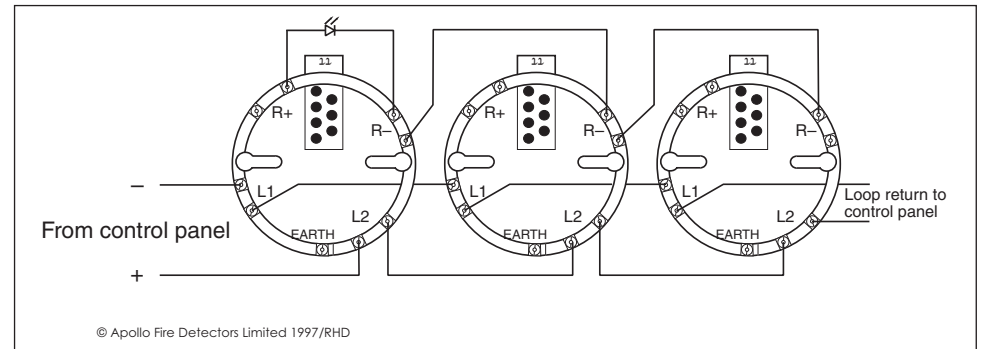
Refer to Apollo XP95 Engineering Product Guide PP1039 or PP2052 Discovery Engineering Product Guide for full technical information.



## XP95/Discovery Mounting Bases



Schematic Wiring Diagram - XP95/Discovery mounting base




© Apollo Fire Detectors Limited 1997/RHD

Schematic Wiring Diagram of XP95/Discovery Detector Circuit with a Common Remote LED.

Refer to Apollo XP95 Engineering Product Guide PP1039 or PP2052 Discovery Engineering Product Guide for full technical information.

### XPERT Card Addressing

Select the desired address and remove the pips indicated in black. Remove the pips with a small screwdriver.



### XPERT Card Addressing

Select the desired address and remove the pips indicated in black. Remove the pips with a small screwdriver.

